



- 1
- 2
- 3
- 4
- 5
- 6
- 7
- 8
- 9
- 10
- 11
- 12
- 13
- 14
- 15
- 16
- 17
- 18

**THREADED BODY**

Glass-fibre reinforced polyamide based (PA) SUPER-technopolymer.

**PLUNGER**

Black-oxide hardened steel or AISI 303 stainless steel.  
Suggested tolerance for matching hole = H7.

**KNOB**

Polyamide based (PA) technopolymer, high-resilience, black colour or RAL 3000 red colour (C6), matte finish.

**SPRING**

AISI 302 stainless steel.

**LOCKING NUT (NTT)**

Glass-fibre reinforced polyamide based (PA) SUPER-technopolymer.  
Available also as accessory sold separately (see table NTT).

**STANDARD EXECUTIONS**

- **PMT.100-A:** black-oxide steel plunger, without locking nut.
- **PMT.100-AK:** black-oxide steel plunger, with locking nut (supplied not assembled).
- **PMT.100-SST-A:** AISI 303 stainless steel plunger, without locking nut, not magnetic.
- **PMT.100-SST-AK:** AISI 303 stainless steel plunger, with locking nut (supplied not assembled), not magnetic.

**FEATURES AND APPLICATIONS**

- Lightness and high mechanical resistance of the product.
- The SUPER-technopolymer threaded body of the plunger offers a low friction factor to the plunger stroke; no lubricating maintenance is required.
- Anticorrosive material: suitable even in the presence of liquid or humidity (PMT.100-SST).
- Resistant to several cleaning cycles with solvents and other chemical agents, for this reason they are suitable for applications as in the pharmaceutical or food industry.

**ASSEMBLY INSTRUCTIONS**

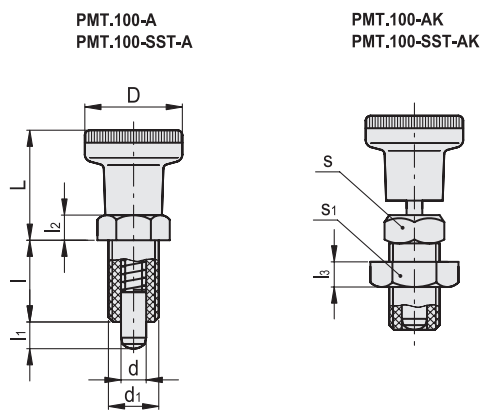
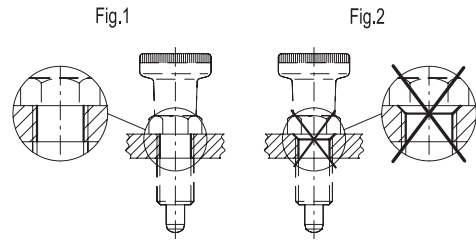
Make sure that no machining residues are left on the threaded hole for the assembly of PMT.100 indexing plunger (see fig. 1). Do not make any chamfering in the hole (see fig. 2).  
SUPER-technopolymer product based on ELESA technology, dimensions according to GN 617 standards as agreed with Otto Ganter GmbH Co. KG.

**ANOTHER STANDARD EXECUTION**

PMT.101: (see page 814) indexing plungers with rest position.



ELESA Original design

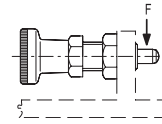


**NTT**

Code	Description
301083	NTT-M10x1
301085	NTT-M12x1,5
301087	NTT-M16x1,5
301089	NTT-M20x1,5

Indexing and positioning elements

Conversion Table	
1 mm = 0.039 inch	
d1	
mm	inch
5	0.20
6	0.24
8	0.31
10	0.39



METRIC

PMT.100-A

Code	Description	d Plunger -0.15-0.1 Hole H7	d1	L	D	I	I1	I2	s	[N]*	[N]#	Maximum tightening torque [Nm]	Static load at breakage F [N]	⚖
51501	PMT.100-5-M10x1-A	5	M10x1	23	21	17	5	5	12	7	17	5	2300	13
51501-C6	PMT.100-5-M10x1-A-C6	5	M10x1	23	21	17	5	5	12	7	17	5	2300	13
51502	PMT.100-6-M12x1,5-A	6	M12x1.5	28	25	20	6	6	14	9	24	10	3500	20
51502-C6	PMT.100-6-M12x1,5-A-C6	6	M12x1.5	28	25	20	6	6	14	9	24	10	3500	20
51511	PMT.100-8-M16x1,5-A	8	M16x1.5	35	31	26	8	8	19	11	30	18	5900	25
51511-C6	PMT.100-8-M16x1,5-A-C6	8	M16x1.5	35	31	26	8	8	19	11	30	18	5900	25
51512	PMT.100-10-M20x1,5-A	10	M20x1.5	37	31	33	10	10	22	19	45	25	7700	32
51512-C6	PMT.100-10-M20x1,5-A-C6	10	M20x1.5	37	31	33	10	10	22	19	45	25	7700	32

PMT.100-AK

Code	Description	d Plunger -0.15-0.1 Hole H7	d1	L	D	I	I1	I2	I3	s	s1	[N]*	[N]#	Maximum tightening torque [Nm]	Static load at breakage F [N]	⚖
51521	PMT.100-5-M10x1-AK	5	M10x1	23	21	17	5	5	7	12	16	7	17	5	2300	23
51521-C6	PMT.100-5-M10x1-AK-C6	5	M10x1	23	21	17	5	5	7	12	16	7	17	5	2300	23
51522	PMT.100-6-M12x1,5-AK	6	M12x1.5	28	25	20	6	6	8	14	19	9	24	10	3500	33
51522-C6	PMT.100-6-M12x1,5-AK-C6	6	M12x1.5	28	25	20	6	6	8	14	19	9	24	10	3500	33
51531	PMT.100-8-M16x1,5-AK	8	M16x1.5	35	31	26	8	8	10	19	24	11	30	18	5900	50
51531-C6	PMT.100-8-M16x1,5-AK-C6	8	M16x1.5	35	31	26	8	8	10	19	24	11	30	18	5900	50
51532	PMT.100-10-M20x1,5-AK	10	M20x1.5	37	31	33	10	10	11	22	30	19	45	25	7700	69
51532-C6	PMT.100-10-M20x1,5-AK-C6	10	M20x1.5	37	31	33	10	10	11	22	30	19	45	25	7700	69

PMT.100-SST-A

INOX STAINLESS STEEL METRIC

Code	Description	d Plunger -0.15-0.1 Hole H7	d1	L	D	I	I1	I2	s	[N]*	[N]#	Maximum tightening torque [Nm]	Static load at breakage F [N]	⚖
51551	PMT.100-SST-5-M10x1-A	5	M10x1	23	21	17	5	5	12	7	17	5	1800	13
51551-C6	PMT.100-SST-5-M10x1-A-C6	5	M10x1	23	21	17	5	5	12	7	17	5	1800	13
51552	PMT.100-SST-6-M12x1,5-A	6	M12x1.5	28	25	20	6	6	14	9	24	10	2900	20
51552-C6	PMT.100-SST-6-M12x1,5-A-C6	6	M12x1.5	28	25	20	6	6	14	9	24	10	2900	20
51561	PMT.100-SST-8-M16x1,5-A	8	M16x1.5	35	31	26	8	8	19	11	30	18	4400	25
51561-C6	PMT.100-SST-8-M16x1,5-A-C6	8	M16x1.5	35	31	26	8	8	19	11	30	18	4400	25
51562	PMT.100-SST-10-M20x1,5-A	10	M20x1.5	37	31	33	10	10	22	19	45	25	6800	32
51562-C6	PMT.100-SST-10-M20x1,5-A-C6	10	M20x1.5	37	31	33	10	10	22	19	45	25	6800	32

PMT.100-SST-AK

INOX STAINLESS STEEL METRIC

Code	Description	d Plunger -0.15-0.1 Hole H7	d1	L	D	I	I1	I2	I3	s	s1	[N]*	[N]#	Maximum tightening torque [Nm]	Static load at breakage F [N]	⚖
51571	PMT.100-SST-5-M10x1-AK	5	M10x1	23	21	17	5	5	7	12	16	7	17	5	1800	23
51571-C6	PMT.100-SST-5-M10x1-AK-C6	5	M10x1	23	21	17	5	5	7	12	16	7	17	5	1800	23
51572	PMT.100-SST-6-M12x1,5-AK	6	M12x1.5	28	25	20	6	6	8	14	19	9	24	10	2900	33
51572-C6	PMT.100-SST-6-M12x1,5-AK-C6	6	M12x1.5	28	25	20	6	6	8	14	19	9	24	10	2900	33
51581	PMT.100-SST-8-M16x1,5-AK	8	M16x1.5	35	31	26	8	8	10	19	24	11	30	18	4400	50
51581-C6	PMT.100-SST-8-M16x1,5-AK-C6	8	M16x1.5	35	31	26	8	8	10	19	24	11	30	18	4400	50
51582	PMT.100-SST-10-M20x1,5-AK	10	M20x1.5	37	31	33	10	10	11	22	30	19	45	25	6800	69
51582-C6	PMT.100-SST-10-M20x1,5-AK-C6	10	M20x1.5	37	31	33	10	10	11	22	30	19	45	25	6800	69

\* Spring preload  
# Spring maximum load

