


AS

Hyper-miniature Slide Switches



RoHS Compliant

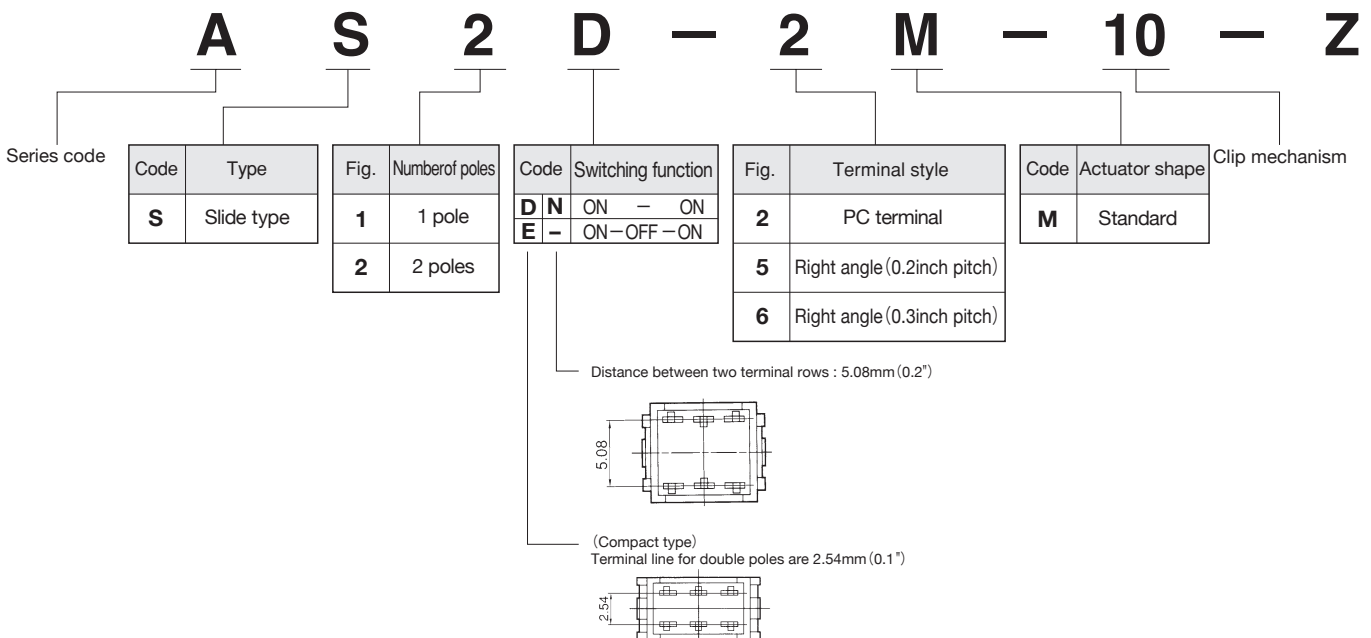
Features

- High Contact Reliability**
Twin-contact clip mechanism for high contact reliability.
- Gold-plated contacts suitable for low current applications**
- For PC board mounting**
- Improved operability**
The independent detent structure provides a light operating touch.


Specifications

| | | | |
|-------------------------------|-------------|------------------------------------------------------------------------|-----------------|
| Rating | 0.4VA AC/DC | Voltage range | 20mV~60V |
| | | Current range | 1 μA~50mA |
| | Max. | 50mA 60VAC/DC | |
| | Min. | 1 μA 20mV AC/DC | |
| Initial contact resistance | | 50mΩ max. | (1.5mA 200μVAC) |
| Dielectric strength | | 250VAC 1 minute | |
| Initial insulation resistance | | 500MΩ min. | (500VDC) |
| Electrical life | | 10,000 cycles at max. rating. 50,000 cycles at min. rating or 0.4VA | |
| Operating force | | 0.69~4.9N | |
| Operating temperature range | | -20°C~+85°C | |
| Storage temperature range | | -40°C~+85°C | |

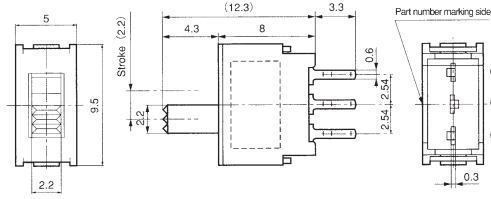
Part Numbering



SPDT




PC



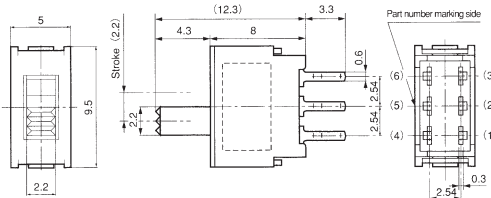
| Switching function | Viewed from part No. marking side | | |
|----------------------|-----------------------------------|-----|-----|
| | | | |
| Part No. | | | |
| AS1D-2M-10-Z | ON | — | ON |
| ★AS1E-2M-10-Z | ON | OFF | ON |
| Connecting terminals | 2-1 | — | 2-3 |

DPDT

Distance between two terminal rows : 2.54 mm




PC



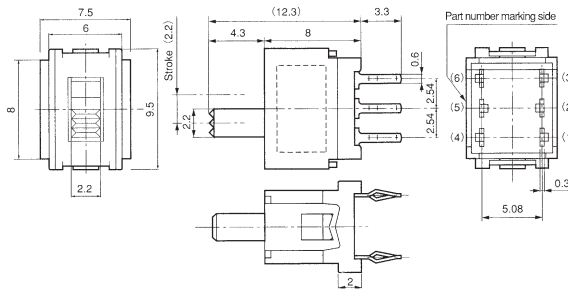
| Switching function | Viewed from part No. marking side | | |
|----------------------|-----------------------------------|-----|------------|
| | | | |
| Part No. | | | |
| AS2D-2M-10-Z | ON | — | ON |
| ★AS2E-2M-10-Z | ON | OFF | ON |
| Connecting terminals | 2-1 5-4 | — | 2-3 5-6 |

DPDT

Distance between two terminal rows : 5.08 mm




PC



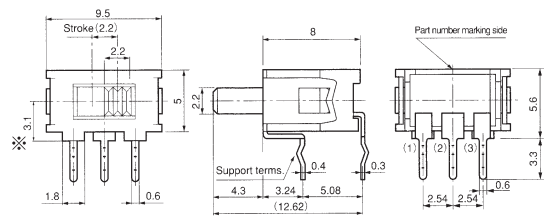
| Switching function | Viewed from part No. marking side | | |
|----------------------|-----------------------------------|---|------------|
| | | | |
| Part No. | | | |
| ★AS2N-2M-10-Z | ON | — | ON |
| Connecting terminals | 2-1 5-4 | — | 2-3 5-6 |

SPDT

※Mounting height : 3.1mm




0.2R/A



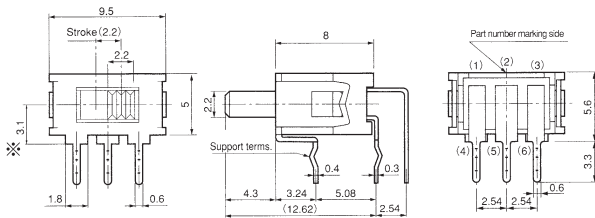
| Switching function | Viewed from part No. marking side | | |
|----------------------|-----------------------------------|-----|-----|
| | | | |
| Part No. | | | |
| AS1D-5M-10-Z | ON | — | ON |
| AS1E-5M-10-Z | ON | OFF | ON |
| Connecting terminals | 2-1 | — | 2-3 |

DPDT

※Mounting height : 3.1mm




0.2R/A



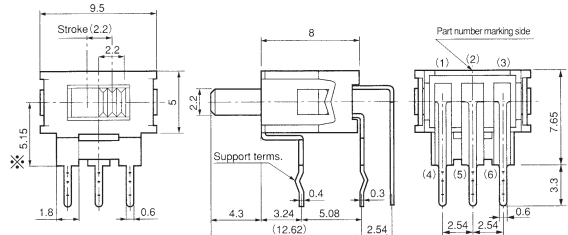
| Switching function | Viewed from part No. marking side | | |
|----------------------|-----------------------------------|---|------------|
| | | | |
| Part No. | | | |
| AS2D-5M-10-Z | ON | — | ON |
| Connecting terminals | 2-1 5-4 | — | 2-3 5-6 |

DPDT

※Mounting height : 5.15mm



0.2R/A



| Switching function | Viewed from part No. marking side | | |
|----------------------|-----------------------------------|---|------------|
| | | | |
| Part No. | | | |
| ★AS2N-5M-10-Z | ON | — | ON |
| Connecting terminals | 2-1 5-4 | — | 2-3 5-6 |

☆ : Semi-standard products. ★ : Made to order products. Terminal numbers are not shown on the switch. Non-marking : standard stock items.

