

TABLE 1							
MODEL NUMBER	DESCRIPTION	AWG SIZE	No. OF COND	COND STRAND	LENGTH	FIG	COLOR CODE
65-TF264M	FLAT SILVER WIRE, 4C, 1000FT, UL LISTED	26	4	7 X 34	1000 FT	FIG 1	YELLOW, GREEN, RED, BLACK
65-TF266M	FLAT SILVER WIRE, 6C, 1000FT, UL LISTED	26	6	7 X 34	1000 FT	FIG 2	WHITE, BLACK, RED, GREEN, YELLOW, BLUE
65-TF268M	FLAT SILVER WIRE, 8C, 1000FT, UL LISTED	26	8	7 X 34	1000 FT	FIG 3	BLUE, ORANGE, BLACK, RED, GREEN, YELLOW, BROWN, WHITE



FIG 1

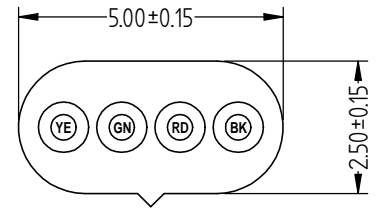


FIG 2

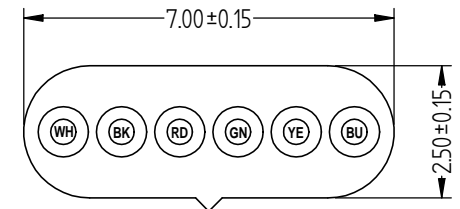
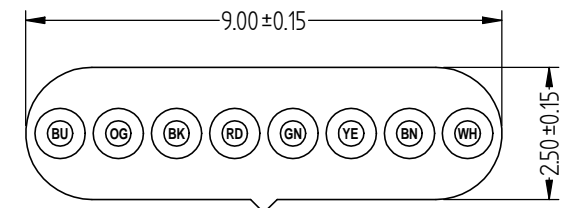


FIG 3



DESCRIPTION: FLAT SILVER WIRE XC, 1000FT, UL LISTED
 MODEL NUMBER: 65-TF26XM (SEE TABLE 1)
 APPLICATION: FLAT SILVER SATIN CABLE TELEPHONE AND COMPUTER
 CRIMP TOOL: N/A
 IMPEDANCE: N/A
 FREQUENCY RANGE: N/A
 MATERIAL: CONDUCTOR BARE COPPER
 INSULATOR PP
 JACKET PVC
 RoHS COMPLIANCE: YES
 TECHNICAL DETAIL: N/A

	3RD ANGLE PROJECTION	AIM-Cambridge	
		Title: FLAT SILVER WIRE, XC, 1000FT, UL LISTED	
<small>This PROPRIETARY Document is property of Cinch Connectivity Solutions. It is confidential in nature, non-transferable, and issued with the clear understanding that it is not traced or copied without permission and is returnable upon demand.</small> <small>INTERPRET DRAWING IN ACCORDANCE WITH ASME Y14.5-2009.</small>	UNLESS OTHERWISE SPECIFIED UNITS: METRIC	Model No. 65-TF26XM	
	.XX ± .51 .XXX ± .127 ANGLES ± 2°	Size A	DO NOT SCALE DRAWING
		Date: 5/4/2013	Sheet 1 of 1