



FLEX STACK



MTSW-117-09-G-D-383-RA



HMTSW-126-23-L-S-237

(2.54 mm) .100"

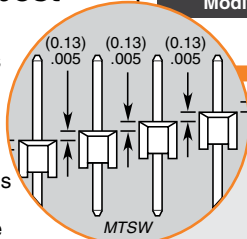
MODIFIED .025" SQ POST HEADERS

Board Mates:
SSW, SSQ, ESW,
ESQ, BCS, BSW
CES, SLW, HLE, SSM

Cable Mates:
IDSD, IDSS, SMSD, SMSS

Modified .025" strips permit custom post heights.

Samtec offers the greatest stacking flexibility in the industry. The "M" stands for Modified. You tell us the post height you need and we'll deliver it.



TYPE STRIP	PIN PITCH	NO. PINS PER ROW	LEAD STYLE
MTSW = Modified Strip HMTSW = Hi-Temp Modified Strip	-1 = (2.54 mm) .100" Pitch 	-2 = (5.08 mm) .200" Pitch 	

SPECIFICATIONS

For complete specifications see www.samtec.com?MTSW or www.samtec.com?HMTSW

Insulator Material:
MTSW: Black Glass Filled Polyester
HMTSW: Natural Liquid Crystal Polymer
Terminal Material:
Phosphor Bronze
Plating:
Au or Sn over 50 μm (1.27 μm) Ni

Operating Temp Range:
-55 °C to +125 °C with Gold
-55 °C to +105 °C with Tin
RoHS Compliant:
Yes

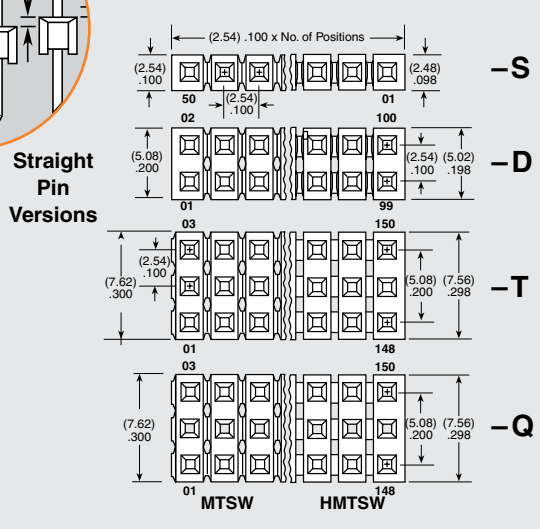
Lead-Free Solderable:
MTSW: No, Wave Only
HMTSW: Yes

RECOGNITIONS

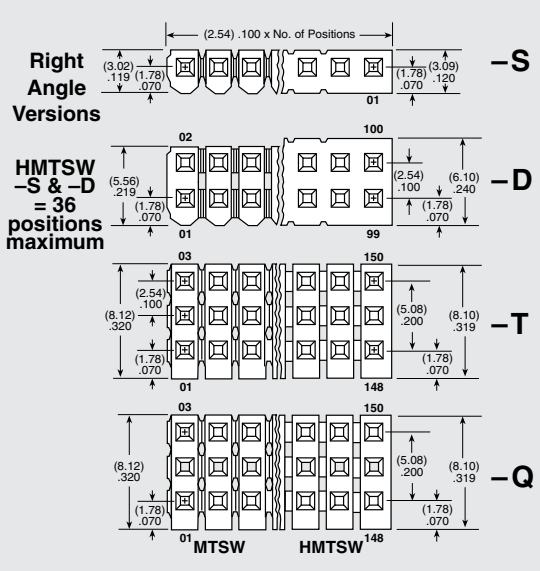
For complete scope of recognitions see www.samtec.com/quality



Note:
These Series are non-standard, non-returnable.

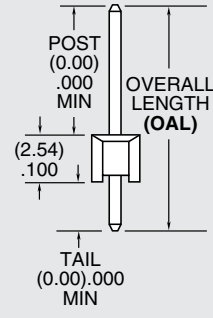


01 thru 50
= (2.54 mm) .100" Center Version



02 thru 25
= (5.08 mm) .200" Center Version

SPECIFY "LEAD STYLE" FROM CHART




LEAD STYLE	OAL
-06	(7.62) .300
-07	(10.92) .430
-08	(13.46) .530
-09	(18.54) .730
-10	(21.08) .830
-11	(23.62) .930
-12	(26.16) 1.030
-13	(31.24) 1.230
-21	(36.32) 1.430
-22	(16.00) .630
-23	(11.30) .445
-24	(12.19) .480
-27	(33.78) 1.330
-28	(28.70) 1.130


Due to technical progress, all designs, specifications and components are subject to change without notice.




MTSW-108-28-G-D-920



MTSW-126-08-T-S-229-RA



HMTSW-110-23-L-S-237



MTSW-115-09-L-S-229-RE

MTSW, HMTSW SERIES

PLATING OPTION

-F

= Gold flash on post, Matte Tin on tail

-L

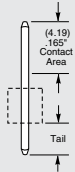
= 10 μm (0.25 μm) Gold on post, Matte Tin on tail

-G

= 10 μm (0.25 μm) Gold on post, Gold flash on balance

-T

= Matte Tin



ROW OPTION

-S

= Single

-D

= Double

-T

= Triple

-Q

= Double Row
.200" (5.08 mm)
row space

POST HEIGHT

OTHER OPTION

POLARIZED OPTION

-“XXX”

= Polarized
(Specify ‘XXX’ as position number)

-RA or -RE = Right-angle

-LL

= Locking Lead
(N/A with -RE,
N/A in single row 1 or 2
positions. Available on
tails from (2.29 mm) .090"
to (10.16 mm) .400" only)



Two leads per strip
crimped in opposite
directions on or near
centerline. See TSW
for availability.

-LA = -RA Option with -LL Option
(Maximum “C” = (13.46 mm) .530)

**ALSO AVAILABLE
(MOQ Required)**

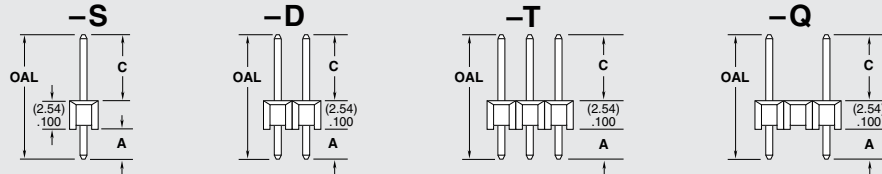
- Other platings
Contact Samtec.

-“XXXX” = “C” Dimension (Specify post height in INCHES - .005" (0.13 mm) increments)

LEAD STYLE	FOR A = (2.29) .090			
	OAL	C MAXIMUM STRAIGHT	C MAXIMUM with/-RA	C MAXIMUM with/-RE
-06	(7.62) .300	(2.79) .110	Not Available	Not Available
-07	(10.92) .430	(6.10) .240	(3.30) .130	Not Available
-08	(13.46) .530	(8.64) .340	(5.84) .230	(3.30) .130
-09	(18.54) .730	(13.72) .540	(10.92) .430	(8.38) .330
-10	(21.08) .830	(16.26) .640	(13.46) .530	(10.92) .430
-11	(23.62) .930	(18.80) .740	(16.00) .630	(13.46) .530
-12	(26.16) 1.030	(21.34) .840	(18.54) .730	(16.00) .630
*-13	(31.24) 1.230	(26.42) 1.040	(23.62) .930	(21.08) .830
*-21	(36.32) 1.430	(31.50) 1.240	(28.70) 1.130	(26.16) 1.030
-22	(16.00) .630	(11.18) .440	(8.38) .330	(5.84) .230
*-23	(11.30) .445	(6.48) .255	(3.68) .145	Not Available
*-24	(12.19) .480	(7.37) .290	(4.57) .180	Not Available
*-27	(33.78) 1.330	(28.96) 1.140	(26.16) 1.030	(23.62) .930
*-28	(28.70) 1.130	(23.88) .940	(21.08) .830	(18.54) .730

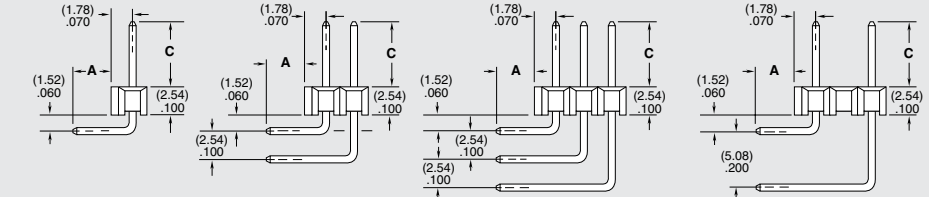
* Styles -21, -23, -24, -27 not available with -D Right-angle
Styles -13, -21, -23, -24, -27, -28 not available with -T or -Q Right-angle

Straight Pin Versions A=OAL-C-^(2.54)_{.100}



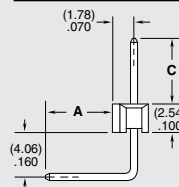
Right-Angle Versions (-RA Options) A=OAL-C-^(5.33)_{.210}

Styles -21, -23, -24, -27 N/A with -D
Styles -13, -21, -23, -24, -27, -28 N/A with -T or -Q



**Right-Angle Versions
(-RE Options) Single Row Only**

A=OAL-C-^(7.87)_{.310}



Due to technical progress, all designs, specifications and components are subject to change without notice.

WWW.SAMTEC.COM

All parts within this catalog are built to Samtec's specifications.
Customer specific requirements must be approved by Samtec and identified in a Samtec customer-specific drawing to apply.