Pin Headers 1,27 mm

Series **176**

pitch **1,27**

termination

contact size **□ 0,40**

max. pincount **032 / 080**

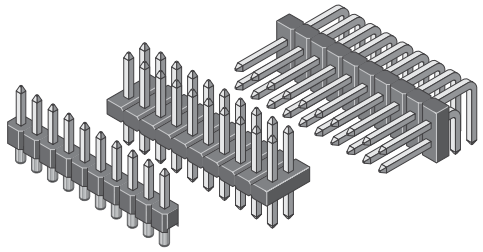

Rated current	1,0 A
Rated voltage	100 VRMS / VDC
Withstand voltage	300 VRMS for one minute
Material contact	Copper alloy
Material insulator	High temp. thermoplast UL94V-0
Operating temperature	-40°C to +105°C
Max. processing temper.	260°C for 10 seconds

All dimensions in mm.

Product group **3**

Variation

PCB Layout

1

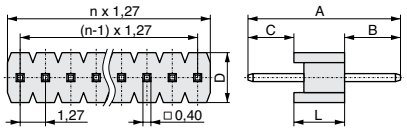

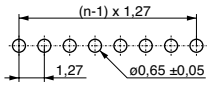

2

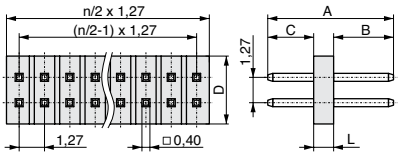

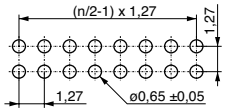

3

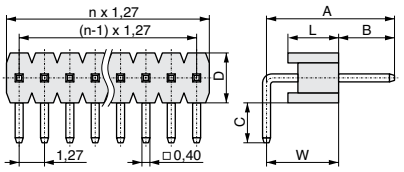

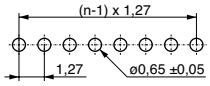

4

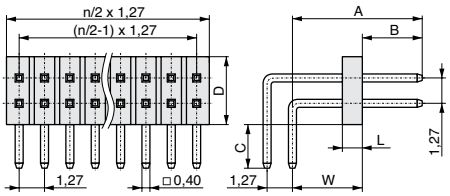

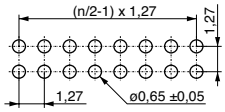

see figure left	see figure left	see figure left	see figure left	see figure left	see figure left	available in variation			
A	B	C	L	D	W				
7,10	2,80	2,60	1,70	2,50	-	1			
10,30	6,00	2,60	1,70	2,50	-	1			
7,90	2,80	2,60	2,50	2,50	-	1			
11,10	6,00	2,60	2,50	2,50	-	1			
6,30	3,00	2,30	1,00	3,40	-		2		
7,30	3,00	3,30	1,00	3,40	-		2		
8,20	3,00	4,20	1,00	3,40	-		2		
5,50	4,00	2,40	1,00	2,10	1,50			3	
7,00	4,00	2,40	2,50	2,50	3,00			3	
6,30	2,80	2,60	1,00	3,40	3,50				4
7,31	3,81	2,00	1,00	3,40	3,50				4
7,50	4,00	2,60	1,00	3,40	3,50				4
9,50	6,00	2,60	1,00	3,40	3,50				4

Plating:
T = Sn
F = Au
S = Selective Au

* No. of contacts:
Variation 1 = 003 - 032
Variation 2 = 006 - 080
Variation 3 = 003 - 032
Variation 4 = 006 - 080

CS101113_V5

Variation (1,2,3,4) | No. of contacts * (003,... - 100) | Plating contact (T,F,S) | A (1/100 mm) e.g. 1000 = 10,00 mm

Order code: 176-?-???-0-?-XS0-????

GARRY

www.mpe-connector.de

MPE-Garry GmbH • Schäfflerstraße 13 • 87629 Füssen • Germany • Phone: +49 (0) 83 62 / 91 56-0 • Fax: +49 (0) 83 62 / 91 56-500 • Email: vk@mpe-connector.de • www.mpe-connector.de

Mating series	187	185	349
see page	4-5	4-7	4-8