

3-582118-6 ✓ ACTIVE

Test Probe 130

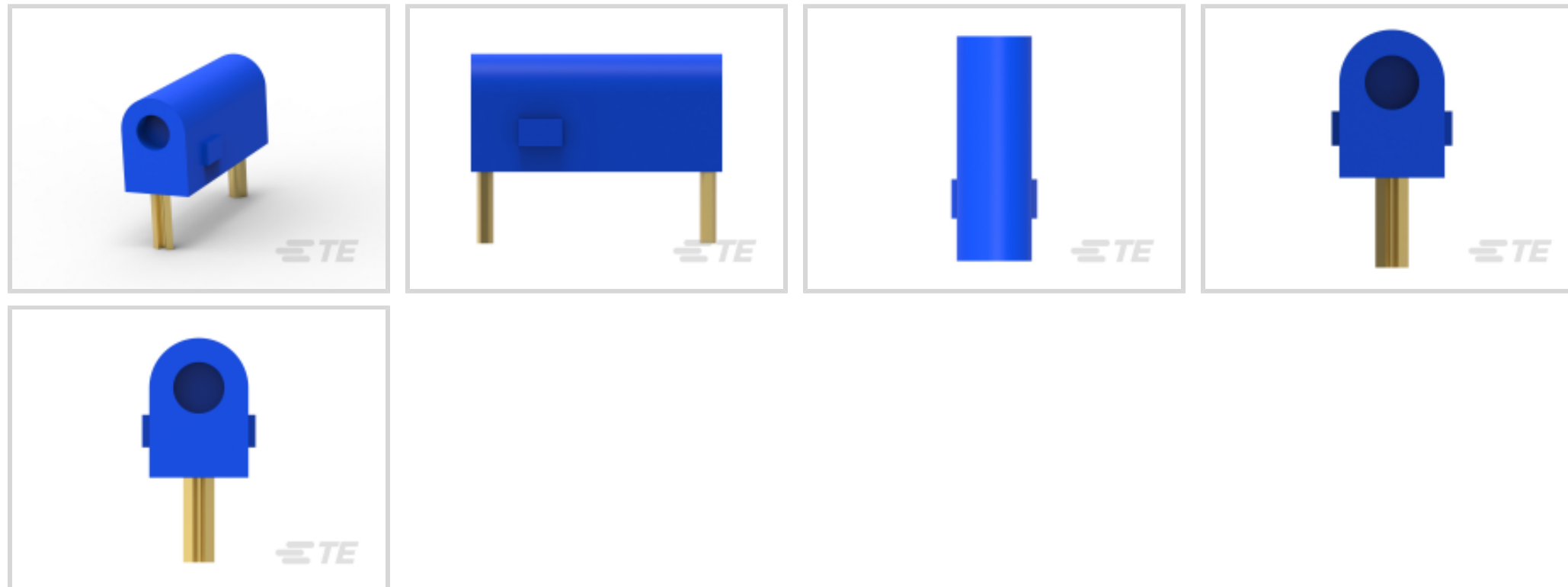
TE Internal #: 3-582118-6

Test Probe Receptacles, Gold, Test Probe 130

[View on TE.com >](#)



Connectors > Connector Accessories > Test Probe Receptacles



Profile Height from PCB: 5.84 mm [.23 in]

Funnel Entry: **Without**

Contact Mating Area Plating Material: **Gold**

Features

Product Type Features

Test Probe Hole Location	Side Entry
Connector System	Cable-to-Board
Connector & Contact Terminates To	Printed Circuit Board
Funnel Entry	Without

Configuration Features

Number of Positions	1
---------------------	---

Contact Features

Contact Base Material	Brass
Contact Current Rating (Max)	4.75 A
Contact Mating Area Plating Material	Gold

Mechanical Attachment

Connector Mounting Type	Board Mount
-------------------------	-------------

Dimensions

Profile Height from PCB	5.84 mm[.23 in]
-------------------------	-----------------

Usage Conditions

Operating Temperature Range	-55 – 85 °C[-67 – 185 °F]
-----------------------------	---------------------------



Operation/Application

Circuit Application	Power & Signal
---------------------	----------------

Product Compliance

[For compliance documentation, visit the product page on TE.com>](#)

EU RoHS Directive 2011/65/EU	Compliant
EU ELV Directive 2000/53/EC	Compliant
China RoHS 2 Directive MIIT Order No 32, 2016	No Restricted Materials Above Threshold
EU REACH Regulation (EC) No. 1907/2006	Current ECHA Candidate List: JUNE 2024 (241) Candidate List Declared Against: JAN 2024 (240) Does not contain REACH SVHC
Halogen Content	Low Halogen - Br, Cl, F, I < 900 ppm per homogenous material. Also BFR/CFR/PVC Free
Solder Process Capability	Wave solder capable to 240°C

Product Compliance Disclaimer


This information is provided based on reasonable inquiry of our suppliers and represents our current actual knowledge based on the information they provided. This information is subject to change. The part numbers that TE has identified as EU RoHS compliant have a maximum concentration of 0.1% by weight in homogenous materials for lead, hexavalent chromium, mercury, PBB, PBDE, DBP, BBP, DEHP, DIBP, and 0.01% for cadmium, or qualify for an exemption to these limits as defined in the Annexes of Directive 2011/65/EU (RoHS2). Finished electrical and electronic equipment products will be CE marked as required by Directive 2011/65/EU. Components may not be CE marked. Additionally, the part numbers that TE has identified as EU ELV compliant have a maximum concentration of 0.1% by weight in homogenous materials for lead, hexavalent chromium, and mercury, and 0.01% for cadmium, or qualify for an exemption to these limits as defined in the Annexes of Directive 2000/53/EC (ELV). Regarding the REACH Regulation, the information TE provides on SVHC in articles for this part number is based on the latest European Chemicals Agency (ECHA) 'Guidance on requirements for substances in articles' posted at this URL: <https://echa.europa.eu/guidance-documents/guidance-on-reach>

Compatible Parts

 <p>TE Part # 3-582118-0 TEST PROBE REC130 BI BLK GPBR</p>	 <p>TE Part # 3-582118-4 TEST PROBE REC130 BI YEW GPBR</p>	 <p>TE Part # 3-582118-2 TEST PROBE REC130 BI RED GPBR</p>	 <p>TE Part # 3-582118-9 TEST PROBE REC130 BI WHT GPBR</p>
---	---	---	---

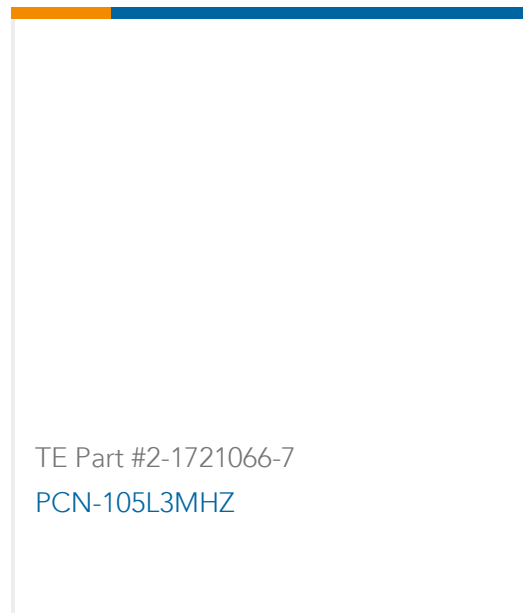
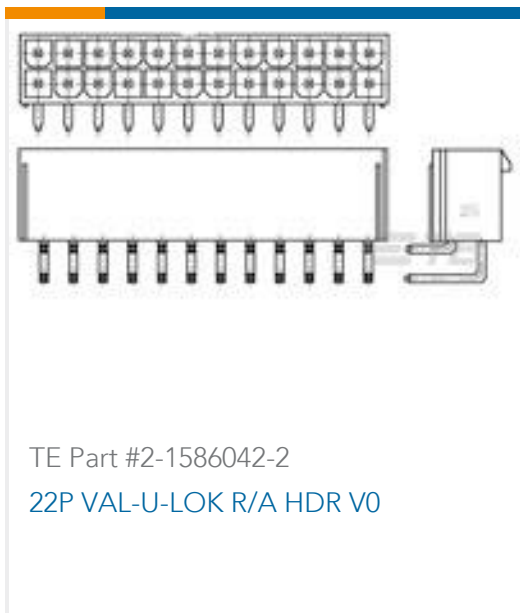


Also in the Series | Test Probe 130



Customers Also Bought





Documents

CAD Files

[3D PDF](#)

[3D](#)

Customer View Model

[ENG_CVM_CVM_3-582118-6_AP.2d_dxf.zip](#)

English

Customer View Model

[ENG_CVM_CVM_3-582118-6_AP.3d_igs.zip](#)

English

Customer View Model

[ENG_CVM_CVM_3-582118-6_AP.3d_stp.zip](#)

English

By downloading the CAD file I accept and agree to the [Terms and Conditions](#) of use.

Datasheets & Catalog Pages

[PRINTED CIRCUIT BOARD TERMINALS AND DISCONNECTS](#)

English

Product Specifications

[Application Specification](#)

English

[Test Probe Receptacle Contacts](#)

English