





FSH-120-04-F-RA-SL



FSH-110-04-L-DH-SL




SFMH-130-02-L-D-LC



SFMH-105-02-L-D-LC



FSH-120-04-F-DH



SFMH-120-02-L-D

(1.27 mm) .050"

FSH, SFMH SERIES

HIGH-RELIABLE HORIZONTAL SMT

FSH Mates with:
SFMH

Mates with:
FTSH, FSH

SPECIFICATIONS

For complete specifications see www.samtec.com?FSH or www.samtec.com?SFMH

Insulator Material:
Black Liquid Crystal Polymer
Terminal Material:
Phosphor Bronze

Plating:
FSH =
Sn or Au over 50 μm (1.27 μm) Ni
SFMH =
Au over 50 μm (1.27 μm) Ni

Current Rating (FSH/SFMH):
2.6 A per pin
(2 pins powered)

Operating Temp Range:
-55 °C to +125 °C

Insertion Depth:
SFMH =
(3.35 mm) .132" to
(4.57 mm) .180"

RoHS Compliant:
Yes

PROCESSING

Lead-Free Solderable:
Yes (FSH)

SMT Lead Coplanarity:
(0.10 mm) .004" max (SFMH)
(0.15 mm) .006" max (FSH)*
*(.004" stencil solution may be available; contact IPG@samtec.com)

RECOGNITIONS

For complete scope of recognitions see www.samtec.com/quality



FSH	1	NO. PINS PER ROW	04	PLATING OPTION	ROW OPTION	OPTIONS
<p>05, 10, 15, 20, 25 (-DH Option)</p> <p>05, 10, 15, 20, 25, 30, 35, 40, 45 (-RA Option) (Standard sizes)</p>				<p>-F = Gold flash on post, Matte Tin on tail</p> <p>-L = 10 μm (0.25 μm) Gold on post, Matte Tin on tail</p>	<p>-DH = Double Row Horizontal (Surface Mount)</p> <p>-RA = Right-angle (Through-hole)</p>	<p>-SL = Solder Locks</p> <p>-C = (4.50 mm) .177" DIA Polyimide film Pick & Place Pad (10 positions minimum) not available with -RA option</p> <p>-TR = Tape & Reel (Not available with -RA)</p>

SFMH	1	NO. PINS PER ROW	02	PLATING OPTION	D	OPTION
<p>05, 10, 15, 20, 25, 30, 35, 40, 45, 50</p>				<p>-L = 10 μm (0.25 μm) Gold on contact, Gold flash on tail</p>		<p>-LC = Locking Clip (Manual placement required)</p> <p>-TR = Tape & Reel</p> <p>-WT = Weld Tab (Not available with 35, 40, 45, 50 positions)</p>



Note:
Some sizes, styles and options are non-standard, non-returnable.

Due to technical progress, all designs, specifications and components are subject to change without notice.

WWW.SAMTEC.COM

All parts within this catalog are built to Samtec's specifications. Components must be approved by Samtec and identified in a Samtec customer-specific drawing to apply.